



FALCON RIDGE

2515 Bypass Rd. Flemingsburg, KY 41041

606-845-7439

Instructions for Installation and Care of

2010 Polaris Ranger

Aero-Vent Lexan Windshield

PO-10RANGER-WD05

PLEASE NOTE: Test fit your windshield on your vehicle prior to removing protective film to ensure proper fitment. Once protective film is removed it cannot be returned for a refund.

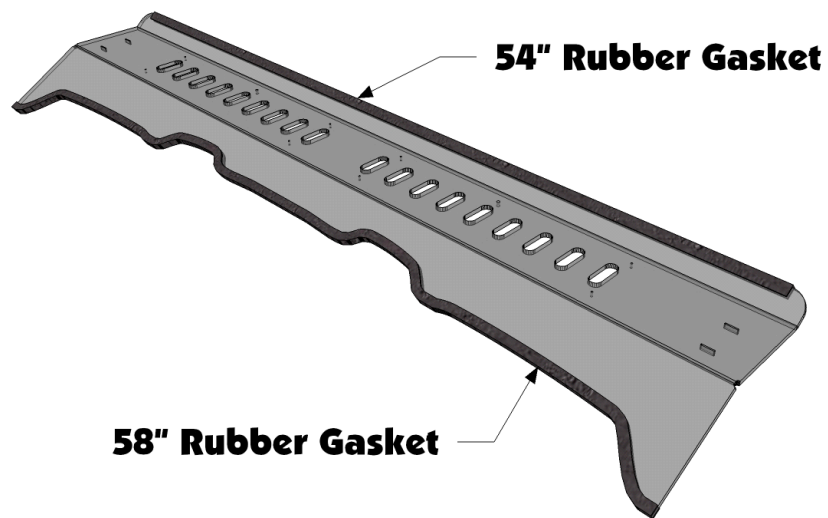
Be sure to read these instructions thoroughly before opening and installing the 09/10 Polaris Ranger Lexan Windshield.

1. Check over the parts included in the cartons with the parts list shown below:

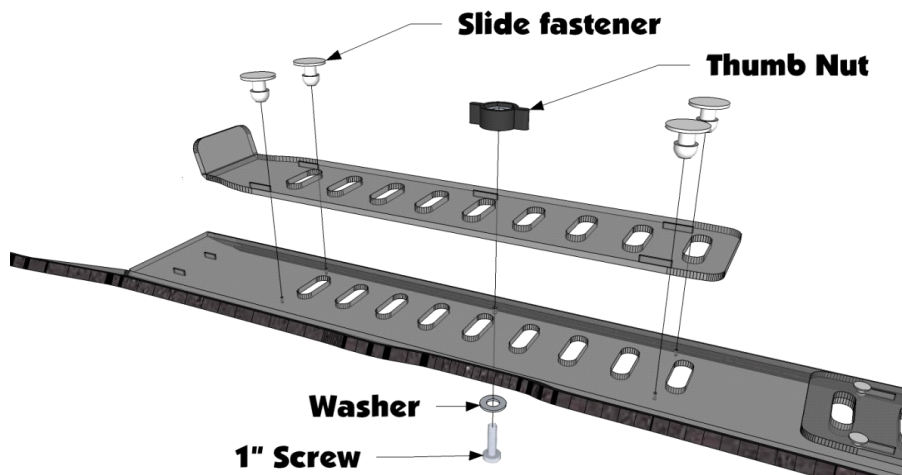
1 ¾" Loom Clamps	8 each
1" Stainless Steels Bolts	14 each
Stainless Steel Washers	20 each
Slide Fasteners	8 each
Lock Nuts	4 each
Plastic Thumb Nuts	10 each
Sliding Vent Panels	2 each
Rubber Gasket	2 each
Bent Lexan Braces	1 each
Lexan Windshield	2 Pieces

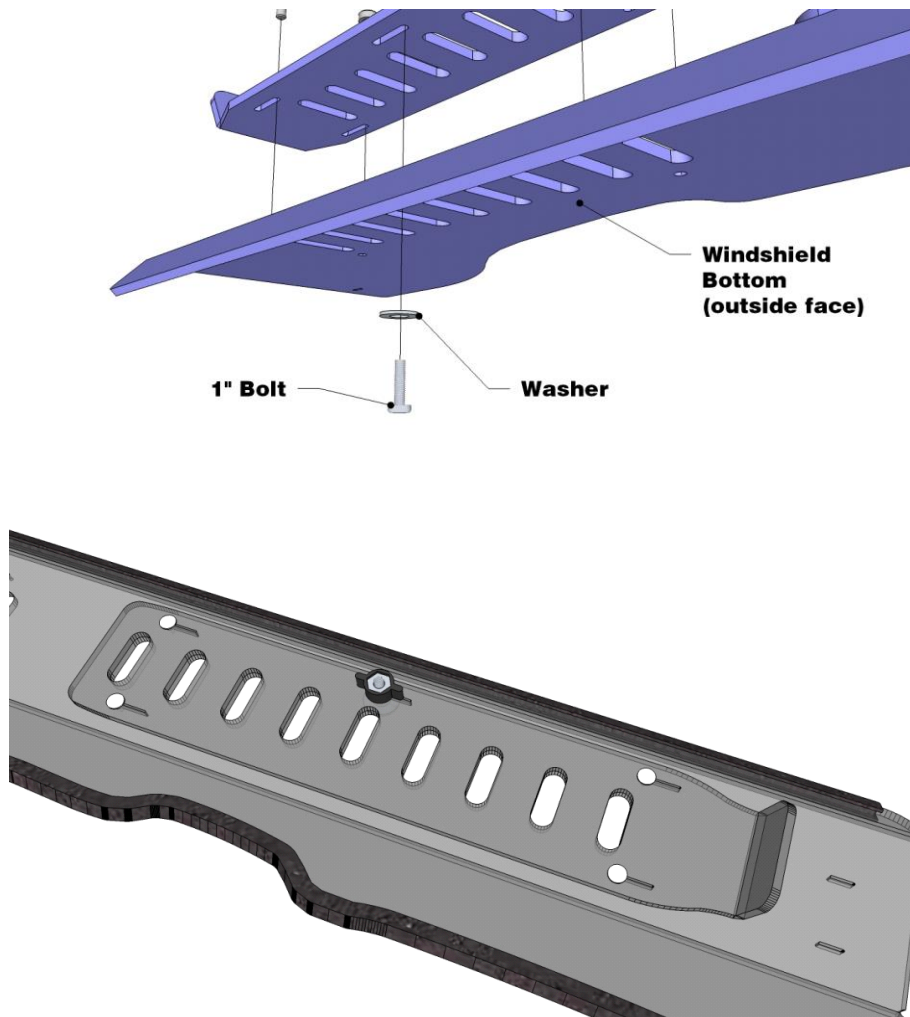
If any parts are damaged or missing please contact customer service at (606) 845-7439.

2. Start by pulling it out of the box and find a clean area to lay it down and install the hardware. Next take the rubber gasket and starting at one end firmly place along entire bottom and top edges of the lower Windshield Section. You will need to peel back the protective film from the edge to install the gasket. If you leave the bulk of the protective film on while installing you can keep from scratching the windshield.

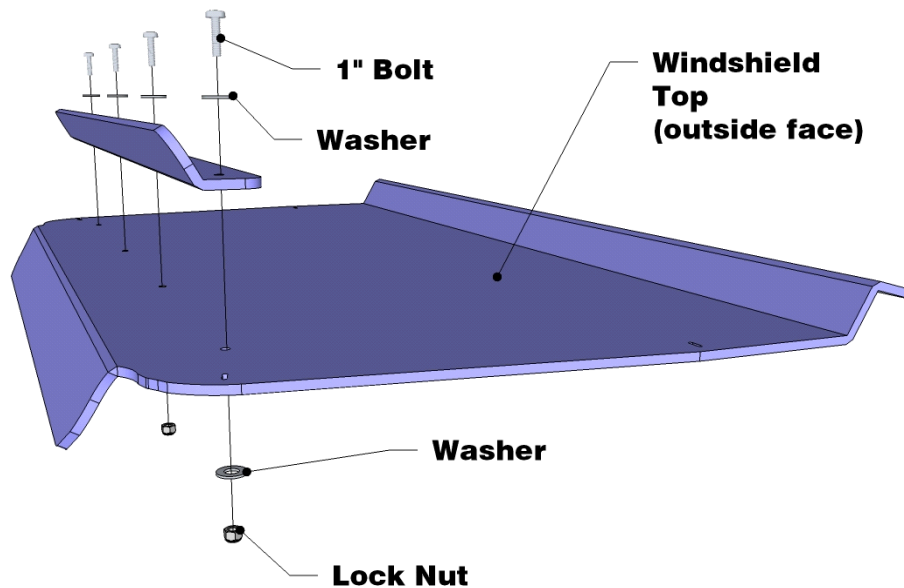


3. Next Install the Aero-Vent sliders as shown in the diagram below.



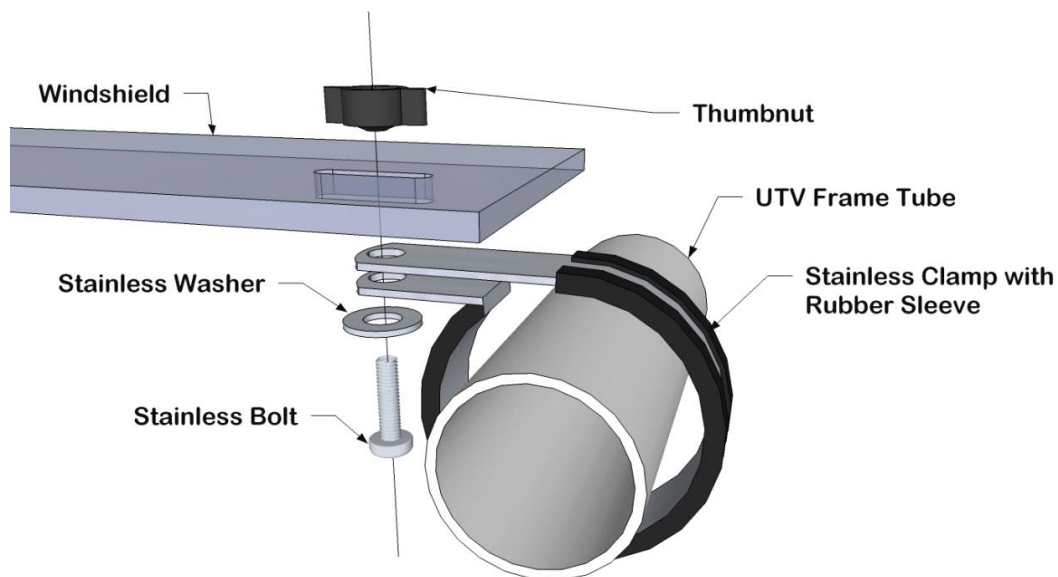


4. Next take the bent Lexan brace and install it on the windshield. Please see diagram below.

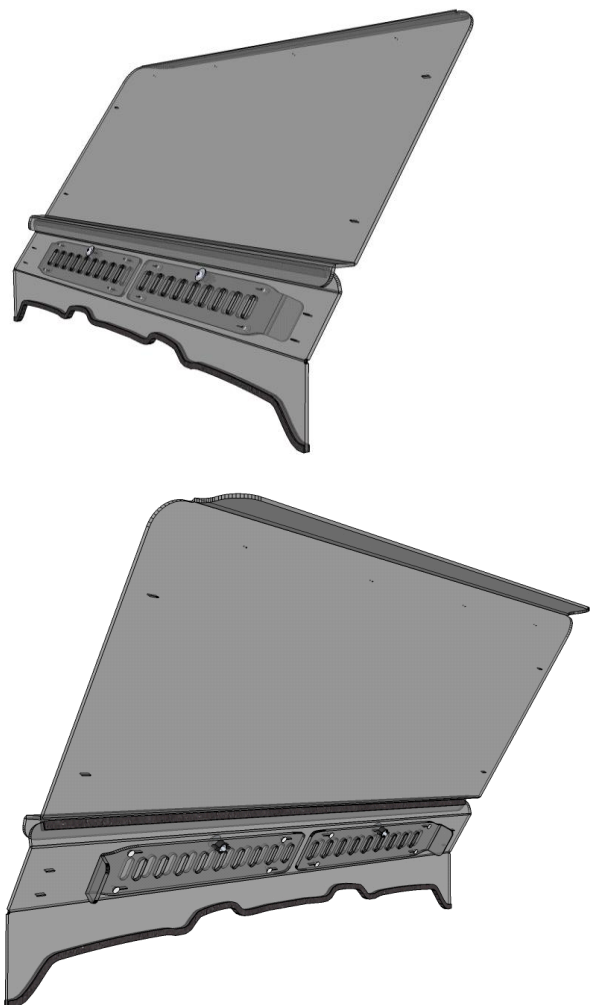


5. Now you are ready to place the windshield on the Ranger and attach to the outside of the roll cage.
NOTE: THE BEND AT THE TOP OF THE WINDSHIELD SHOULD GO BELOW THE TOP TUBE.

The diagram on the next page shows the proper placement for the hardware. Install the clamps as shown for the top two slots in the windshield only. Use the 1" bolts for this application.



6. Now Place the two halves onto the frame as shown below.



7. Now you are ready to take it out and enjoy. To clean the windshield, always clean using a liquid of some sort to decrease the chance of scratches. We recommend using micro fiber cloths that are readily available at any dollar store. Any window cleaner will work fine; just remember to use a soft clean rag or micro-fiber cloth to clean it.

Thank you for your purchase!

Return Policy

If for any reason you choose to return this product it must be returned within **30 days from date item is received**. You **MUST** package the product exactly **as it was originally packaged from the factory to get a full refund for the product!**

The vinyl windows should never be folded when packaging in the box or for storage purposes. Lay all the windows on top of each other with the canvas folded in between and the paper (if available) on both sides of the windows.

All returned products will be inspected upon arrival at the production facility and must be in unused, factory new condition to receive refund - a 25% restocking fee will apply.

If ordered from Falcon Ridge please call at 606-845-7439 to gain a return authorization number, use our preferred shipping carrier (UPS) to return the item (unless the item is defective, you are responsible for paying the shipping to return the item.) **Any returns submitted to Falcon Ridge without a return authorization number will be charged a 20% restocking fee.** If ordered from one of Falcon Ridge's many distributors', you must first call them and see what their return policy is. Once your item reaches our production facility, our customer satisfaction team will inspect your item to ensure unused, factory new condition. **NOTE: All windshields must be returned with the original protective film intact and not removed. Do NOT REMOVE if you have any intentions of returning the item. Refund/ replacement of a windshield will only be processed on items with original protective film or if the windshield is defective.**

Items must be properly packaged in the original shipping carton to protect them during transit and ensure your returned item arrives back factory fresh, and in new resalable condition (**any returned items that have been used, altered or damaged in any way will not be subject for a refund.**) All contents including instruction manuals, accessories, hardware, Velcro, etc. must be included in your return shipment. Only items in OEM factory new condition will be approved. Once returned items are received, credit will be issued to the original credit card/ payment method used for the purchase. Outbound shipping and return shipping cost will not be refunded. Please allow 4 to 6 weeks for your refund to be processed.

Warranty

To The Owner of this Product:

Thank you for purchasing one of Falcon Ridge Cab Enclosures, Tops &/or Windshields! Below are the terms under which your product is covered under our manufacturer's warranty.

30 Day Warranty which includes and is not limited to replacing the enclosure, tops and/or windshield due to defect of the product. Please refer to the return policy in this case for more information.

1 Year Warranty includes any defect in material or workmanship within this time frame we will gladly correct the problem or replace the enclosure, tops &/or windshield. Upon submitting for the correction or replacement we will need to receive pictures of the defect in material or workmanship along with the receipt from the date of purchase.