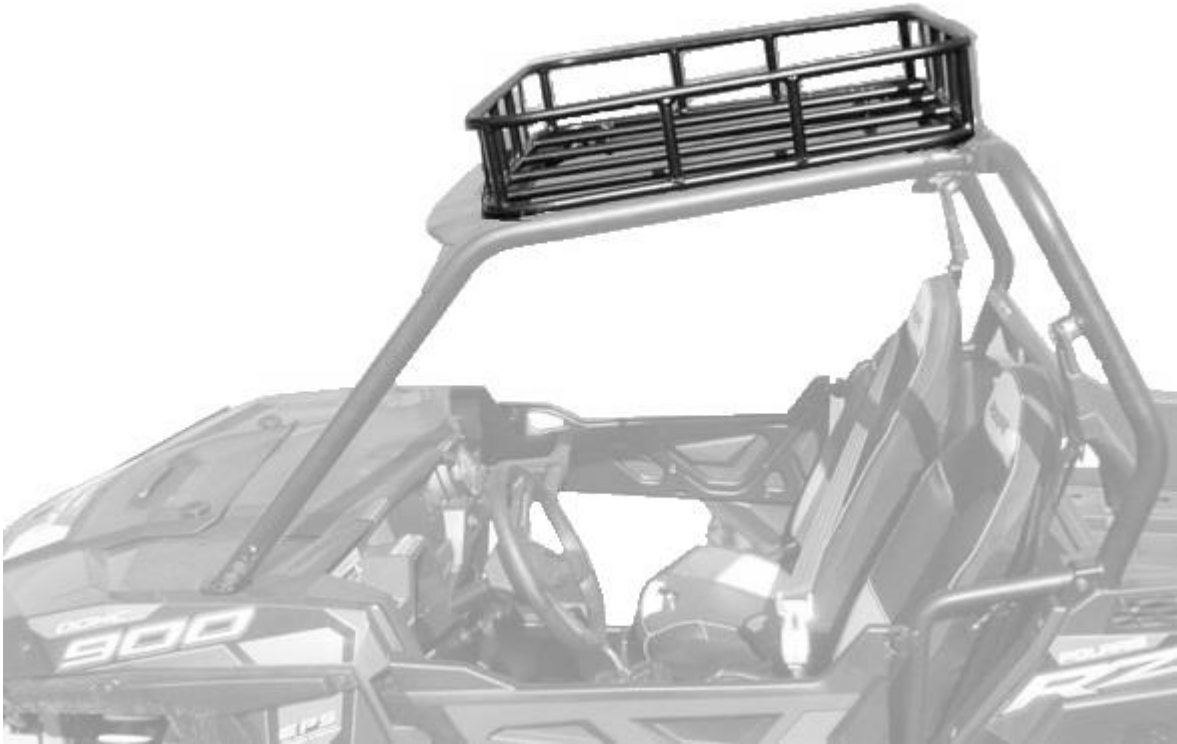
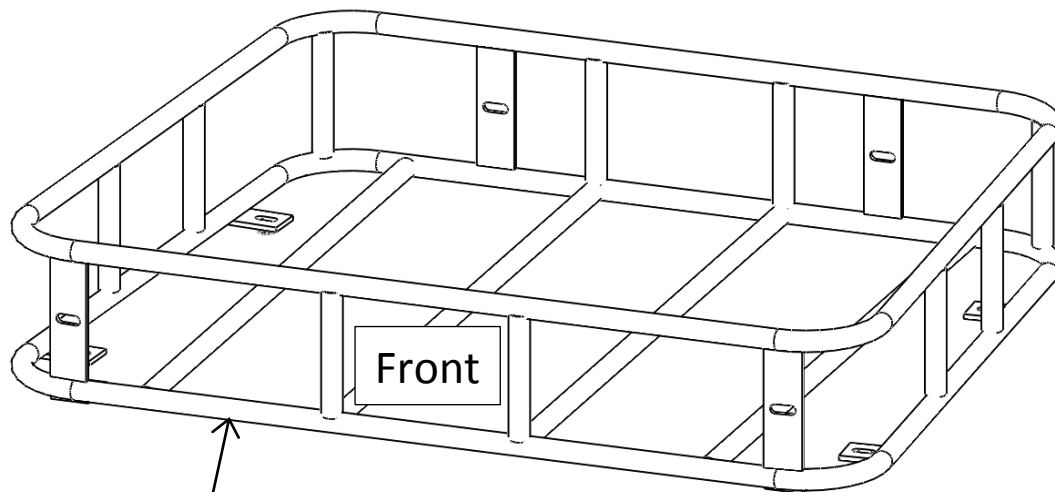


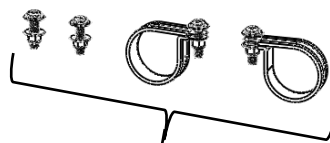
MSR 200 – RZR Roof Rack



The MSR 200 Roof Rack Installation Kit fits RZR Models 2014-2015 RZR 1000 and 2015 RZR 900. The Kit comes with a Rack, 4x ¼-20 Bolt-Washer-Locknut, 2x P-Clips.



Roof Rack



P-Clips and
Fasteners

Installation:

Step 1:

First remove the #30 Torx bolts from both corners of the visor as shown below.



Step 2:

Remove the Spring Nut Clips from the corners of roll cage after unscrewing the Torx Bolts.



Step 3:

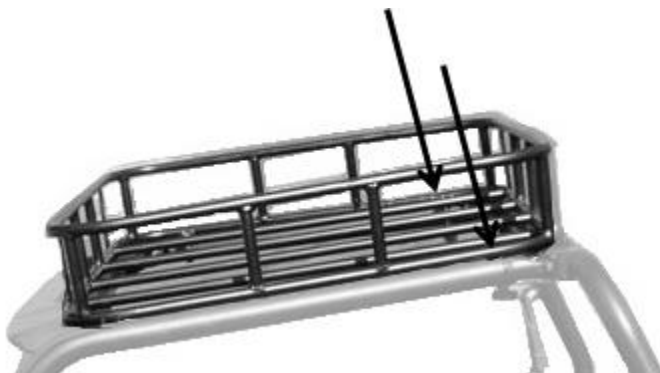
Position the Hornet roof rack on roll cage as shown with the front edge of the rack on top of the plastic visor.



Insert (provided) Bolts, Washers and Lock-Nuts in front corners where the Torx Bolts were removed- do not completely tighten down yet.

Step 4:

Insert (provided) P-Clips under tabs on Hornet Roof Rack, wrapping the P-Clips around the roll cage bar as shown here. Insert Bolts (provided), Washers and Lock-Nuts through P-Clips and rack mount tabs and tighten.



Step 5:

Tighten the front corner fasteners (installed in Step 3).