

Configure Connected Car Settings

Connected Car Settings can be configured using the Customer Website or app.

To configure Connected Car Settings using the Customer Website:

1. Log into the Customer Website.
2. Click **Settings**.
3. Click **Manage Devices**.
4. Click ... next to the vehicle to configure.
5. Click **Device Settings**.
6. Configure *Vehicle Name* and *Alert Settings* as desired.
7. Click **OK** to save changes.

Note: Some settings may not take effect until the next time the Car Connector communicates with Alarm.com servers.



Vehicle Information

Vehicle Name

VIN

Car

Make

Model

Year

Does this Vehicle Support Start-Stop Technology?

?

Alert Settings

Excessive Speed Threshold

Select the threshold that will trigger a notification when the vehicle speed has been exceeded.

80 mph

Low Fuel Level

Select the percentage of fuel available below which a notification will be triggered.

15%

Sudden Acceleration Sensitivity

Select the sensitivity level that will trigger a notification when the vehicle's acceleration rate is suddenly increased.

Getting too many notifications?

Low

High

Hard Braking Sensitivity

Select the sensitivity level that will trigger a notification when the vehicle's brakes are applied too hard.



Getting too many notifications?

Low

High

OK

To configure Connected Car Settings using the Customer app:

1. Log into the Customer app.
2. Tap .
3. Tap **Cars**.
4. Tap .
5. Tap **Alert Settings**.
6. Configure *Alert Settings* as desired.
7. Tap **Save**.

Note: Some settings may not take effect until the next time the Car Connector communicates with Alarm.com servers.



Alert Settings

Save

Excessive Speed Threshold

Select the threshold that will trigger a notification when the vehicle speed has been exceeded.

79

25 mph

95 mph

Sudden Acceleration Sensitivity

Select the sensitivity level that will trigger a notification when the vehicle's acceleration rate is suddenly increased.

Low

High

Getting too many notifications? Select a lower sensitivity. Alternatively, select a higher one if you're getting too few.


Hard Braking Sensitivity

Select the sensitivity level that will trigger a notification when the vehicle's brakes are applied too hard.

Low

High

Getting too many notifications? Select a lower sensitivity. Alternatively, select a higher one if you're getting too few.

powered by  ALARM.COM

