

We at Framedisplays.com have been asked a lot of questions regarding cleaning of the sneeze guards.

Please see appendix A with suggested cleaners. But the note below gives a pretty clear idea of what to use. An informative NYT article is attached as well.

Actually, it turns out that soap and water work really well to deal with bacteria and viruses, including Covid-19 – not just with hand washing but also with cleaning/sanitizing our acrylic and Plexiglas panels, including our Sneeze Guards. Hence, just warm soapy water (e.g., dishwashing soap, liquid soap, etc.) should be considered a good option to clean/sanitize our Sneeze Guards – and you can use soap and water as often as you like on our material.

Now, if you want to try using the Chemstar products or any other specialized cleaner on our acrylic products, then make sure to get that cleaner manufacturer's feedback on compatibility with acrylic/Plexiglass. However, once in use, watch for the following signs of chemical attack on the acrylic by these cleaner(s):

- (a) Sheet hazes or goes cloudy permanently,
- (b) Sheet crazes or forms microcracks within it,
- (c) Sheet becomes very brittle, as compared to unexposed sheet,
- (d) Sheet gets tacky/sticky (sign of the cleaner starting to "melt" or attack the sheet)

Another suggestion is to NOT let the specialized cleaner linger around the bolt/screw-holes or attachment points in the panels, as those areas would be more stressed and show early signs of stress failure from chemical attacks.

DISINFECTANT SOLUTIONS FROM PLASKOLITE

SANITIZING ACRYLIC, POLYCARBONATE AND PETG SHEET

When disinfecting or sanitizing OPTIX Acrylic, TUFFAK PC and VIVAK PETG proper procedures should be taken. To minimize the risk of damage, use only compatible household cleaners and correct

cleaning procedures as outlined below. For more details please contact the Plaskolite Technical Service Group

Disinfectants/Sanitizers for Plaskolite Products

Product/Brand	Manufacturer	Products	Compatibility**
TUFFAK	sBioMed, LLC	Steriplex SD	Compatible
TUFFAK	Safetec of America	Safetec surface wipes	Compatible
TUFFAK	CONTEC Healthcare	Perodox RTU	Compatible
TUFFAK	CONTEC Healthcare	Prostat sterile wipes PS-911EB	Compatible
OPTIX	Generic	hydrogen peroxide - pharmacy grade	Compatible
OPTIX	Generic	bleach - household grade	Compatible
OPTIX	Generic	isopropyl alcohol - diluted with water to 30% strength	Compatible
VIVAK	Generic	hydrogen peroxide 28%, isopropyl alcohol, soap solution	Compatible
TUFFAK	Procter & Gamble	Clorox health care bleach germicidal cleaner	Not Compatible
TUFFAK	Unimeg Corp	Accel TB	Not Compatible
TUFFAK	Procter & Gamble	Clorox broad spectrum quaternary disinfectant cleaner	Not Compatible
TUFFAK	Zep Inc	ZEP 40	Not Compatible
TUFFAK	Zep Inc	ZEP Spirit II	Not Compatible
TUFFAK	PDI Inc	PDI Super Sani-Cloth	Not Compatible
TUFFAK	Reckitt Benckiser	Lysol disinfection spray brand III original	Not Compatible
TUFFAK	Fiberlock Technologies Inc	Shockwave disinfectant	Not Compatible
TUFFAK	CONTEC Healthcare	Preempt RTU multi-surface disinfectant cleaner	Not Compatible
TUFFAK	Procter & Gamble	Clorox regular bleach 100%	Not Compatible
TUFFAK	Procter & Gamble	Clorox regular bleach 50%	Not Compatible
TUFFAK	Procter & Gamble	Clorox regular bleach 10%	Not Compatible
TUFFAK	Procter & Gamble	Clorox regular bleach 1%	Not Compatible
OPTIX	Generic	ethyl alcohol - pharmacy grade	Not Compatible

SPECIAL NOTES: Polycarbonate, acrylic and PETG products were tested on uncoated sheets. Do not use unapproved cleaners or disinfectants on sheet products. Generally speaking soap and water, or hydrogen peroxide or isopropyl alcohol-based sanitizers work best as disinfectants on these products. Disinfectants containing hydroxides, dimethyl benzyl or ethyl ammonium chloride, ethylenediamines and hypochlorite will crack the polycarbonate sheets.

**Because manufacturers sometimes change their formulas without notification compatibility in perpetuity can not be presumed.

These suggestions and data are based on information we believe to be reliable. They are offered in good faith, but without guarantee, as conditions and methods of use are beyond our control. We recommend that the prospective user determine the suitability of our materials and suggestions before adopting them on a commercial scale.

Why Soap Works

At the molecular level, soap breaks things apart. At the level of society, it helps hold everything together.

By Ferris Jabr

March 13, 2020

It probably began with an accident thousands of years ago. According to one legend, rain washed the fat and ash from frequent animal sacrifices into a nearby river, where they formed a lather with a remarkable ability to clean skin and clothes. Perhaps the inspiration had a vegetal origin in the frothy solutions produced by boiling or mashing certain plants. However it happened, the ancient discovery of soap altered human history. Although our ancestors could not have foreseen it, soap would ultimately become one of our most effective defenses against invisible pathogens.

People typically think of soap as gentle and soothing, but from the perspective of microorganisms, it is often extremely destructive. A drop of ordinary soap diluted in water is sufficient to rupture and kill many types of bacteria and viruses, including the new coronavirus that is currently circling the globe. The secret to soap's impressive might is its hybrid structure.

Soap is made of pin-shaped molecules, each of which has a hydrophilic head — it readily bonds with water — and a hydrophobic tail, which shuns water and prefers to link up with oils and fats. These molecules, when suspended in water, alternately float about as solitary units, interact with other molecules in the solution and assemble themselves into little bubbles called micelles, with heads pointing outward and tails tucked inside.

Some bacteria and viruses have lipid membranes that resemble double-layered micelles with two bands of hydrophobic tails sandwiched between two rings of hydrophilic heads. These membranes are studded with important proteins that allow viruses to infect cells and perform vital tasks that keep bacteria alive. Pathogens wrapped in lipid membranes include coronaviruses, H.I.V., the viruses that cause hepatitis B and C, herpes, Ebola, Zika, dengue, and numerous bacteria that attack the intestines and respiratory tract.

When you wash your hands with soap and water, you surround any microorganisms on your skin with soap molecules. The hydrophobic tails of the free-floating soap molecules attempt to evade water; in the process, they wedge themselves into the lipid envelopes of certain microbes and viruses, prying them apart.

Latest Updates: Coronavirus Outbreak

- [Models predicting expected spread of the virus in the U.S. paint a grim picture.](#)
- [Asia faces a second wave of infections from the West.](#)
- [Trump suggests coronavirus testing is no longer a problem. Governors disagree.](#)

[See more updates](#)

Updated 5m ago

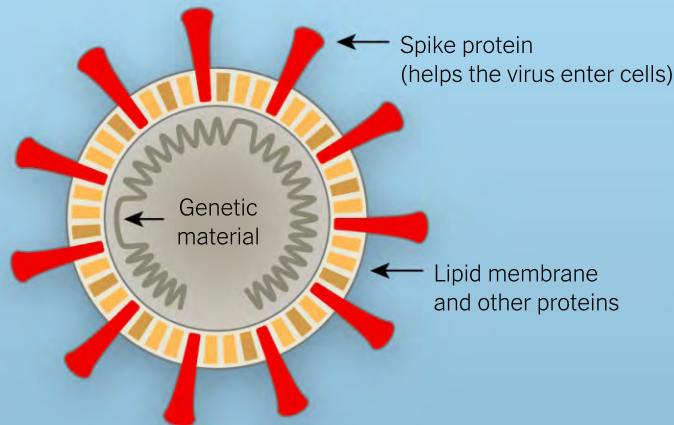
More live coverage: [Markets](#) [New York](#)

“They act like crowbars and destabilize the whole system,” said Prof. Pall Thordarson, acting head of chemistry at the University of New South Wales. Essential proteins spill from the ruptured membranes into the surrounding water, killing the bacteria and rendering the viruses useless.

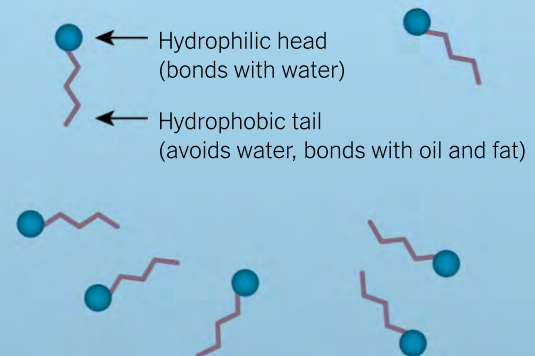
How Soap Works

Washing with soap and water is an effective way to destroy and dislodge many microbes, including the new coronavirus. For more about the virus, see [How Coronavirus Hijacks Your Cells](#).

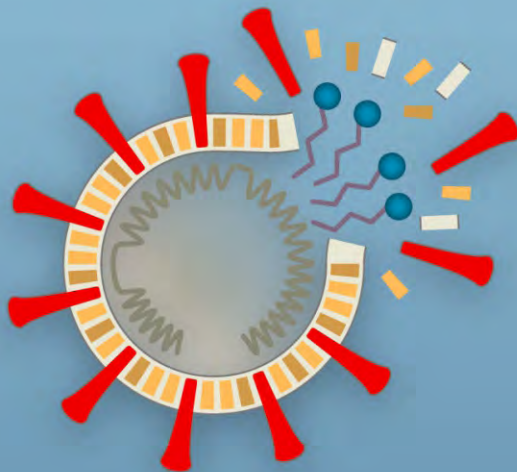
THE CORONAVIRUS has a membrane of oily lipid molecules, which is studded with proteins that help the virus infect cells.



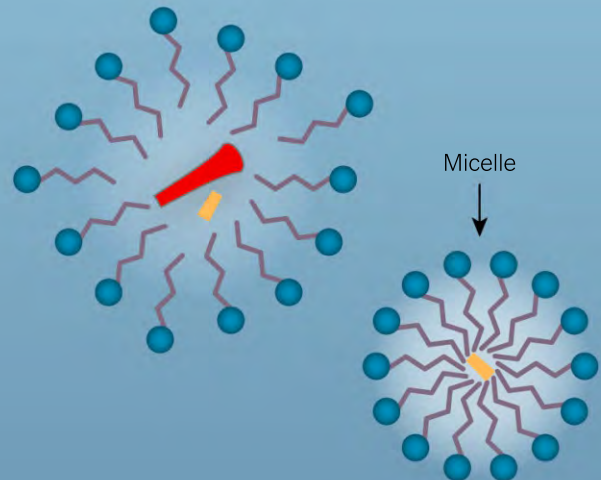
SOAP MOLECULES have a hybrid structure, with a head that bonds to water and a tail that avoids it.



SOAP DESTROYS THE VIRUS when the water-shunning tails of the soap molecules wedge themselves into the lipid membrane and pry it apart.



SOAP TRAPS DIRT and fragments of the destroyed virus in tiny bubbles called micelles, which wash away in water.



By Jonathan Corum and Ferris Jabr

In tandem, some soap molecules disrupt the chemical bonds that allow bacteria, viruses and grime to stick to surfaces, lifting them off the skin. Micelles can also form around particles of dirt and fragments of viruses and bacteria, suspending them in floating cages. When you rinse your hands, all the microorganisms that have been damaged, trapped and killed by soap molecules are washed away.

On the whole, hand sanitizers are not as reliable as soap. Sanitizers with at least 60 percent ethanol do act similarly, defeating bacteria and viruses by destabilizing their lipid membranes. But they cannot easily remove microorganisms from the skin. There are also viruses that do not depend on lipid membranes to infect cells, as well

as bacteria that protect their delicate membranes with sturdy shields of protein and sugar. Examples include bacteria that can cause meningitis, pneumonia, diarrhea and skin infections, as well as the hepatitis A virus, poliovirus, rhinoviruses and adenoviruses (frequent causes of the common cold).

These more resilient microbes are generally less susceptible to the chemical onslaught of ethanol and soap. But vigorous scrubbing with soap and water can still expunge these microbes from the skin, which is partly why hand-washing is more effective than sanitizer. Alcohol-based sanitizer is a good backup when soap and water are not accessible.

Sign up to receive our daily **Coronavirus Briefing**, an informed guide with the latest developments and expert advice.

Sign Up

In an age of robotic surgery and gene therapy, it is all the more wondrous that a bit of soap in water, an ancient and fundamentally unaltered recipe, remains one of our most valuable medical interventions. Throughout the course of a day, we pick up all sorts of viruses and microorganisms from the objects and people in the environment. When we absentmindedly touch our eyes, nose and mouth — a habit, one study suggests, that recurs as often as every two and a half minutes — we offer potentially dangerous microbes a portal to our internal organs.

As a foundation of everyday hygiene, hand-washing was broadly adopted relatively recently. In the 1840s Dr. Ignaz Semmelweis, a Hungarian physician, discovered that if doctors washed their hands, far fewer women died after childbirth. At the time, microbes were not widely recognized as vectors of disease, and many doctors ridiculed the notion that a lack of personal cleanliness could be responsible for their patients' deaths. Ostracized by his colleagues, Dr. Semmelweis was eventually committed to an asylum, where he was severely beaten by guards and died from infected wounds.

Florence Nightingale, the English nurse and statistician, also promoted hand-washing in the mid-1800s, but it was not until the 1980s that the Centers for Disease Control and Prevention issued the world's first nationally endorsed hand hygiene guidelines.

Washing with soap and water is one of the key public health practices that can significantly slow the rate of a pandemic and limit the number of infections, preventing a disastrous overburdening of hospitals and clinics. But the technique works only if everyone washes their hands frequently and thoroughly: Work up a good lather, scrub your palms and the back of your hands, interlace your fingers, rub your fingertips against your palms, and twist a soapy fist around your thumbs.

Or as the Canadian health officer Bonnie Henry said recently, "Wash your hands like you've been chopping jalapeños and you need to change your contacts." Even people who are relatively young and healthy should regularly wash their hands, especially during a pandemic, because they can spread the disease to those who are more vulnerable.

Soap is more than a personal protectant; when used properly, it becomes part of a communal safety net. At the molecular level, soap works by breaking things apart, but at the level of society, it helps hold everything together. Remember this the next time you have the impulse to bypass the sink: Other people's lives are in your hands.

[Like the Science Times page on Facebook. | Sign up for the Science Times newsletter.]

The Coronavirus Outbreak

Answers to Your Frequently Asked Questions

Updated March 24, 2020

How does coronavirus spread?

- It seems to spread very easily from person to person, especially in homes, hospitals and other confined spaces. The pathogen can be carried on tiny respiratory droplets that fall as they are coughed or sneezed out. It may also be transmitted when we touch a contaminated surface and then touch our face.

- **Is there a vaccine yet?**

No. The first testing in humans of an experimental vaccine began in mid-March. Such rapid development of a potential vaccine is unprecedented, but even if it is proved safe and effective, it probably will not be available for 12 to 18 months.

READ MORE ▼